

The logo of Methodist High School Kanpur is a circular emblem. It features a central shield with a red cross and a white dove. The shield is surrounded by a green laurel wreath. Above the shield is a yellow banner with the text 'METHODIST HIGH SCHOOL KANPUR'. Below the shield is a blue banner with the motto 'In Christ We Trust'. The year '1876' is inscribed at the bottom of the shield.

**METHODIST HIGH SCHOOL, KANPUR**

**PROJECT WORK 2024-2025**

**CLASS: I - A, B, C, D, E**

# METHODIST HIGH SCHOOL, KANPUR

## GUIDELINES TO PARENTS FOR SUMMER VACATION

PARENTS ALWAYS DESERVE RESPECT AND HONOUR FOR GIVING LIFE, LOVE, CARE AND ALSO NURTURE THEIR CHILDREN. THE MOST OVERWHELMING KEY TO A CHILD'S SUCCESS IS THE POSITIVE INVOLVEMENT OF PARENTS.

So.....

HERE ARE SOME GUIDELINES FOR PARENTS DURING SUMMER VACATIONS.

- ENCOURAGE THEM TO SPEAK IN ENGLISH AT HOME.
- DRILLING OF TABLES, SPELLINGS, ETC SHOULD BE DONE.
- DEVELOP THE HABIT OF READING STORY BOOKS/NEWSPAPERS TO THE CHILDREN.
- KEEP A STRICT WATCH ON THEM WHILE THEY USE MOBILE.
- ALLOW THEM TO WATCH TV FOR A SHORT DURATION.
- ASK THEM TO PLAY OUTDOOR GAMES.
- ASK THEM TO HELP YOU IN HOUSEHOLD AFFAIRS.
- SPEND QUALITY TIME WITH THE CHILDREN.

Have a great



Vacation!

Class Educator

# METHODIST HIGH SCHOOL, KANPUR

PROJECT WORK 2024-2025

ENGLISH

CLASS : I - A, B, C, D, E

ENGLISH – 1 (LANGUAGE)

## HOLIDAY HOMEWORK:

Dear Learners

Revise all the work done in books and notebooks for all the subjects and read Term -1 lessons in all the subjects.

Do 1 page writing in each Hindi and English writing books.

## PROJECT WORK:


Dear learners,

Draw a family tree, paste pictures of your family members and write ten lines about them in your English 1 notebook.

The picture I am sending you is just an example, you can decorate your project as you like.

You can use glitters, stickers etc to make your project creative and attractive.

This project carries 10 marks. You can take the help of your parents or an adult to complete it.





## ENGLISH – II (LITERATURE)

### HOLIDAY HOMEWORK:

10 Marks

Dear Learners

Revise all the work done in books and notebooks for all the subjects and read Term -1 lessons in all the subjects.

Do 1 page writing in each Hindi and English writing books.

### PROJECT WORK:

Dear learners,

Kindly do this work in your English -2 notebook.

BOOK - FOLK TALES FROM DIFFERENT LANDS.

CHAPTER -2 THE LITTLE RED HEN.

Read the lesson carefully and answer the following questions.

Q1. Paste or draw the picture of A Red Hen and A Fox.

Q2. What moral did you learn from the story "The Little Red Hen"?

Q3. Whom did you like the most the fox or a little hen? And why?

Q4. Write the meaning and make sentence of the given words and paste the pictures of the same.

i) House

ii) Little

iii) Asleep

iv) Laugh

v) Cried

# METHODIST HIGH SCHOOL, KANPUR

PROJECT WORK 2024-2025

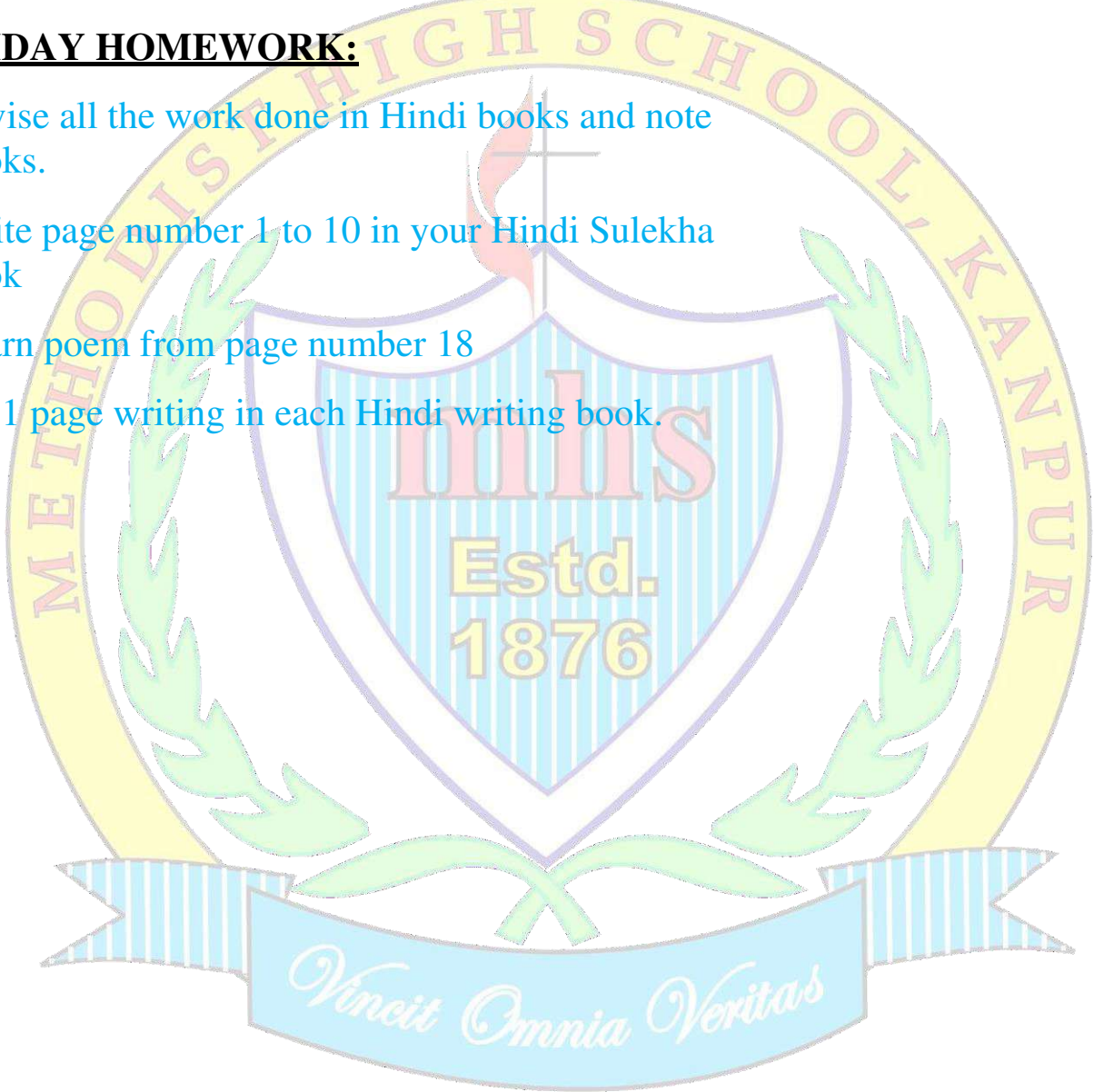
HINDI

CLASS : I - A, B, C, D, E

HINDI – I & II

HOLIDAY HOMEWORK:

1. Revise all the work done in Hindi books and note books.
2. Write page number 1 to 10 in your Hindi Sulekha book
3. Learn poem from page number 18
4. Do 1 page writing in each Hindi writing book.



METHODIST HIGH SCHOOL  
TERM - 1 (2024-2025)  
CLASS - 1 (A, B, C, D, E)  
SUBJECT : HINDI LANGUAGE  
PROJECT WORK

NAME \_\_\_\_\_ CLASS \_\_\_\_\_ SEC \_\_\_\_\_

I. नीचे दिए गए चित्र को देखकर भाषा का रूप लिखिए –



.....



.....



.....



.....



.....



.....

**Kindly paste this sheet in your Hindi-1 notebook.**

**METHODIST HIGH SCHOOL**  
TERM - 1 (2024-2025)  
CLASS - 1 (A, B, C, D, E)  
SUBJECT : HINDI LITERATURE  
PROJECT WORK

NAME \_\_\_\_\_ CLASS \_\_\_\_\_ SEC \_\_\_\_\_

**I.** नीचे दिए गए शब्दों से दो-दो वाक्य बनाइए और चित्र बनाकर रंग भरिए-

1. टमाटर – .....

.....

2. छाता- .....

.....

3. पहाड़ – .....

.....

4. गाजर- .....

.....

5. अनार- .....

.....

**Do this work in your Hindi- 2- note book**



# METHODIST HIGH SCHOOL, KANPUR

## PROJECT WORK 2024-2025

### MATHEMATICS

#### CLASS : I - A, B, C, D, E

#### HOLIDAY HOMEWORK:

1. Revise all the work done in books and notebooks for all the subjects and read Term -1 lessons in all the subjects.
2. Learn tables from 2 to 10 in Mathematics

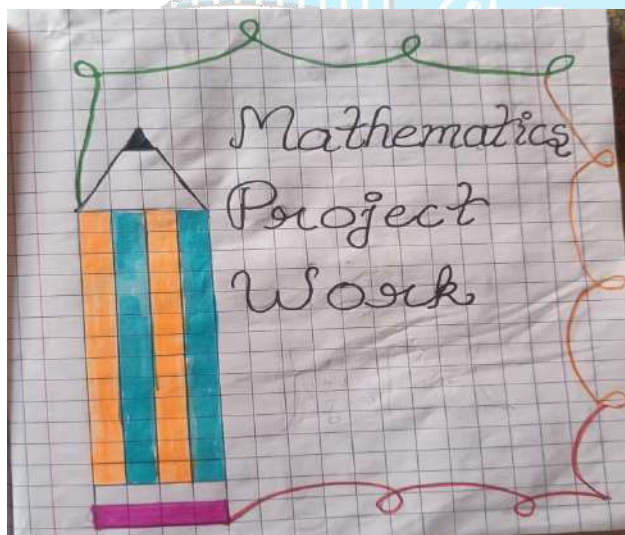
#### PROJECT WORK:

Dear Learners,

TOPIC- Forward/ Backward counting, Greater/ Lesser and Equal to , Putting the correct sign .

Dear Learners,

1. You have to do the Math Project Work in the Math notebook/copy.
2. You can stick different colours bindis or stickers to make it more colourful .
3. The Numbers will remain the same.
4. You can take help from the model project.



*Omnia Veritas*

### Forward Counting

I Write the missing number

### Backward Counting

II Write the missing number

### III Put the sign "=" or "#"

|    |  |    |   |    |  |
|----|--|----|---|----|--|
| 1) |  | 20 | □ | 15 |  |
| 2) |  | 10 | □ | 10 |  |
| 3) |  | 13 | □ | 12 |  |
| 4) |  | 25 | □ | 15 |  |
| 5) |  | 15 | □ | 15 |  |

IV Greater than less than and equal to

1)



2)



3)



# METHODIST HIGH SCHOOL, KANPUR

## PROJECT WORK 2024-2025

### EVS

### CLASS : II - A, B, C, D, E

#### HOLIDAY HOMEWORK:

Dear Learners,


Revise all the work done in books and notebooks for all the subjects and read Term -1 lessons in all the subjects.

#### PROJECT WORK:





Dear Learners,


Kindly take the print out of the given worksheets and paste in your notebooks.

Colour / Paste / Write neatly according to the instructions given for each work sheet.






## Food












|   |   |   |   |   |   |   |   |   |   |   |   |
|---|---|---|---|---|---|---|---|---|---|---|---|
| I | N | R | P | I | Z | Z | A | F | S | E | F |
| Y | U | C | M | S | H | O | R | K | S | O | G |
| T | B | E | S | T | A | U | S | N | K | G | T |
| Z | V | K | A | E | M | L | P | O | Q | S | P |
| K | I | D | N | A | B | N | A | O | W | A | S |
| R | X | T | W | J | R | L | H | L | X | D | O |
| H | S | F | I | J | G | V | E | E | X | B | U |
| C | H | I | C | K | E | N | T | S | M | A | P |
| G | Z | S | H | J | R | S | T | R | I | C | E |
| R | B | H | J | S | G | O | I | D | H | O | P |
| Q | P | Q | W | G | H | P | U | O | K | N | G |



- sandwich
- pizza
- noodles
- soup
- steak
- fish
- chicken
- salad
- hamburger
- bacon & eggs
- spaghetti
- rice


[ezpzlearn.com](http://ezpzlearn.com)

Find the names of the given food items in the puzzle given use colour pencils to mark the food items in the grid.

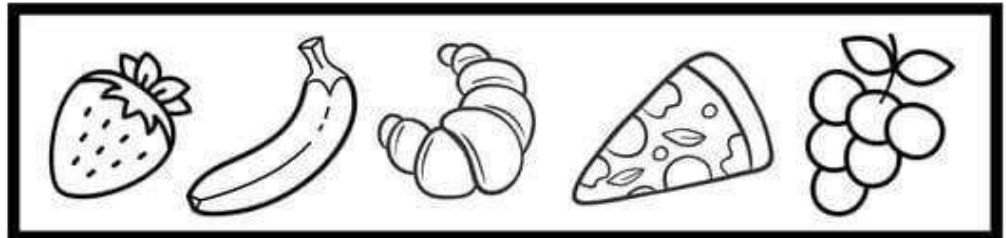
# LEARN THE FOOD GROUPS

Color in the foods that match with the food group. Put an "X" through the ones that do not belong.


**PROTEIN**




**FRUIT**



**VEGGIES**



**GRAIN**



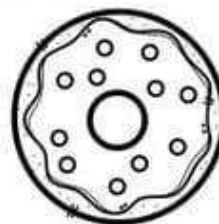
**DAIRY**



Put a Red Cross  on the ones that do not belong and colour the rest

Name \_\_\_\_\_

# Healthy or Not Healthy?



Cross out the unhealthy foods. Color the healthy foods.



Name ..... Class..... No.....

# Healthy or Unhealthy

Direction : Put the words in the correct column.

egg

burger

rice

fish

cake

fruit

milk

candies

juice

chicken

pizza

softdrink


## Healthy

|  |
|--|
|  |
|  |
|  |
|  |
|  |
|  |
|  |
|  |



## Unhealthy

|  |
|--|
|  |
|  |
|  |
|  |
|  |



# HEALTHY FOODS

Color the fruits and vegetables below!

Name \_\_\_\_\_

Date \_\_\_\_\_

