

The logo of Methodist High School Kanpur is a circular emblem. It features a central shield with a red and white cross, a green laurel wreath, and the year '1876' at the bottom. The shield is set against a background of blue and white stripes. The entire emblem is enclosed in a yellow border with the text 'METHODIST HIGH SCHOOL KANPUR' written around it. A blue banner at the bottom contains the motto 'In Christ We Trust'.

**METHODIST HIGH SCHOOL, KANPUR**

**PROJECT WORK 2024-2025**

**CLASS: II - A, B, C, D, E**

# METHODIST HIGH SCHOOL, KANPUR

## GUIDELINES TO PARENTS FOR SUMMER VACATION

PARENTS ALWAYS DESERVE RESPECT AND HONOUR FOR GIVING LIFE, LOVE, CARE AND ALSO NURTURE THEIR CHILDREN. THE MOST OVERWHELMING KEY TO A CHILD'S SUCCESS IS THE POSITIVE INVOLVEMENT OF PARENTS.

So.....

HERE ARE SOME GUIDELINES FOR PARENTS DURING SUMMER VACATIONS.

- ENCOURAGE THEM TO SPEAK IN ENGLISH AT HOME.
- DRILLING OF TABLES, SPELLINGS, ETC SHOULD BE DONE.
- DEVELOP THE HABIT OF READING STORY BOOKS/NEWSPAPERS TO THE CHILDREN.
- KEEP A STRICT WATCH ON THEM WHILE THEY USE MOBILE.
- ALLOW THEM TO WATCH TV FOR A SHORT DURATION.
- ASK THEM TO PLAY OUTDOOR GAMES.
- ASK THEM TO HELP YOU IN HOUSEHOLD AFFAIRS.
- SPEND QUALITY TIME WITH THE CHILDREN.

Have a great



Vacation!

Class Educator

# METHODIST HIGH SCHOOL, KANPUR

PROJECT WORK 2024-2025

ENGLISH

CLASS : II - A, B, C, D, E

ENGLISH – 1 (LANGUAGE)

**HOLIDAY HOMEWORK:**

1. Vowels and Consonants
2. The Sentence
3. Articles (A,An,The)
4. Revise All the Topics

**PROJECT WORK:**

Topic – Comprehension

Dear Learners,

Your English 1 (Language) Project Work is based on the topic - Paragraph Comprehension .

You have to do Paragraph Comprehensions given from topic 1-5 in your

Reading and Critical Literacy Book - Read the World.

1. The Cattle have a Friend
2. Hashim Saves the Mangoes
3. Owl Babies
4. Bonnie's Gift
5. Now I've got you





## ENGLISH – II (LITERATURE)

### HOLIDAY HOMEWORK:

10 Marks

1. Who is the strongest?

2. The boy who never told a lie.

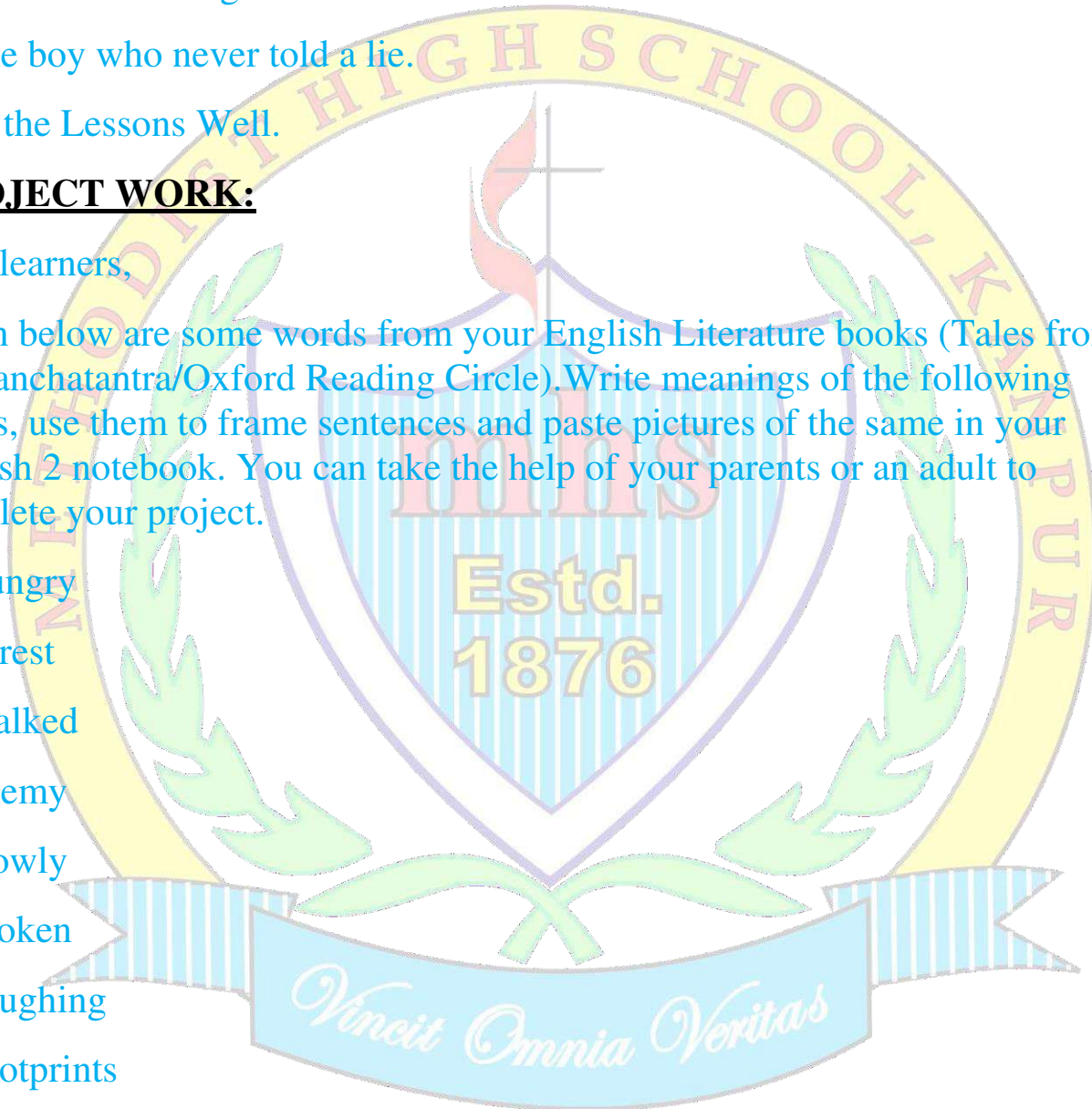
Read the Lessons Well.

### PROJECT WORK:

Dear learners,

Given below are some words from your English Literature books (Tales from the Panchatantra/Oxford Reading Circle). Write meanings of the following words, use them to frame sentences and paste pictures of the same in your English 2 notebook. You can take the help of your parents or an adult to complete your project.

1. Hungry
2. Forest
3. Walked
4. Enemy
5. Slowly
6. Broken
7. Laughing
8. Footprints
9. Fight
10. Listened
11. Watching
12. Window
13. Balcony
14. Covering
15. Ledge



16. Cleaners
17. Hopping
18. Flapping
19. Cheered
20. Buildings



# METHODIST HIGH SCHOOL, KANPUR

PROJECT WORK 2024-2025

HINDI

CLASS : II - A, B, C, D, E

HINDI – I & II

## HOLIDAY HOMEWORK:

1. Revise all the work done in Hindi books and notebooks.
2. Write page number 5 to 15 in your Hindi sulekh book.
3. Learn poem from page number 63 (Hindi 2 book)

## PROJECT WORK:

Kindly paste this sheet in Hindi 1 (language) notebook


### METHODIST HIGH SCHOOL

Sub- Hindi I (language)

Class- 2 (A,B,C,D,E)

Project Work

दिए गए रिक्त स्थान में स्वर, व्यंजन, अयोगवाह लिखिए एवं चित्र में रंग भरिये-



Kindly paste this sheet in Hindi 2 (literature) notebook

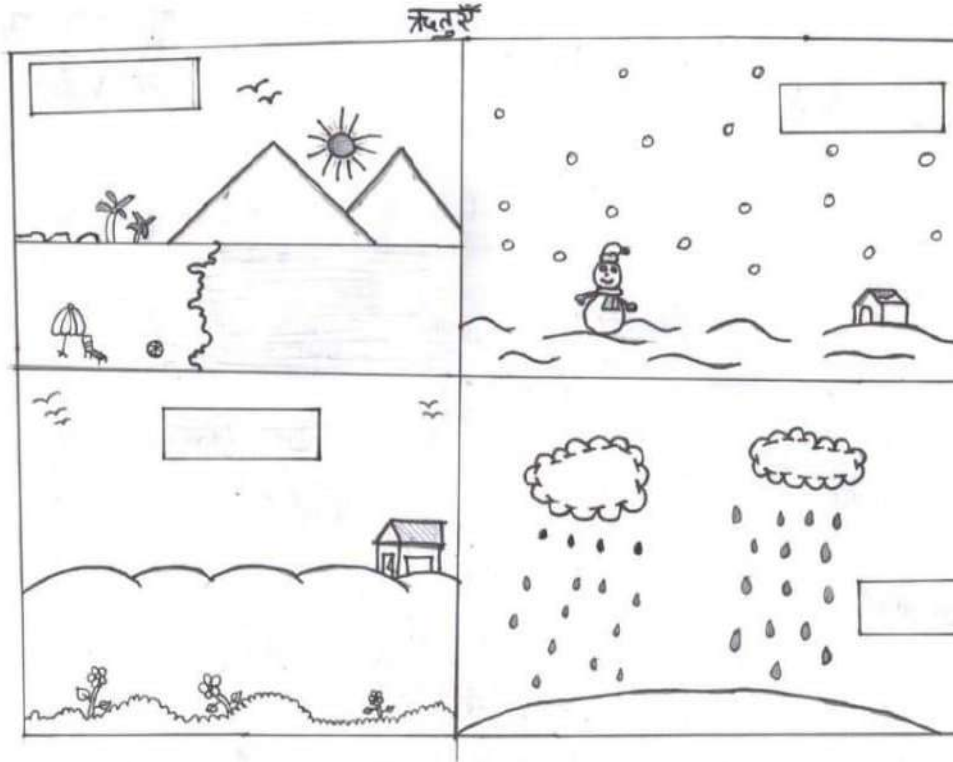
# METHODIST HIGH SCHOOL

Sub- Hindi II (literature)

Class- 2 (A,B,C,D,E)

Project Work

विभिन्न प्रकार की ऋतुओं की पहचान कीजिये। दिए गए बॉक्स में ऋतुओं के नाम लिखकर, चित्र में रंग भरो तथा प्रत्येक ऋतु पर 3-3 वाक्य अपनी कॉपी में लिखिए।





# METHODIST HIGH SCHOOL, KANPUR

## PROJECT WORK 2024-2025

### MATHEMATICS

#### CLASS : II - A, B, C, D, E

#### HOLIDAY HOMEWORK:

1. Learn tables 2 to 6
2. Numbers
3. Addition

Practice Sums

#### PROJECT WORK:

Dear Learners,

This is an important notice regarding your mathematics project work. Kindly read the mentioned points carefully.

1. You have to make a "TABLE WHEEL" (Tables 6 to 9).

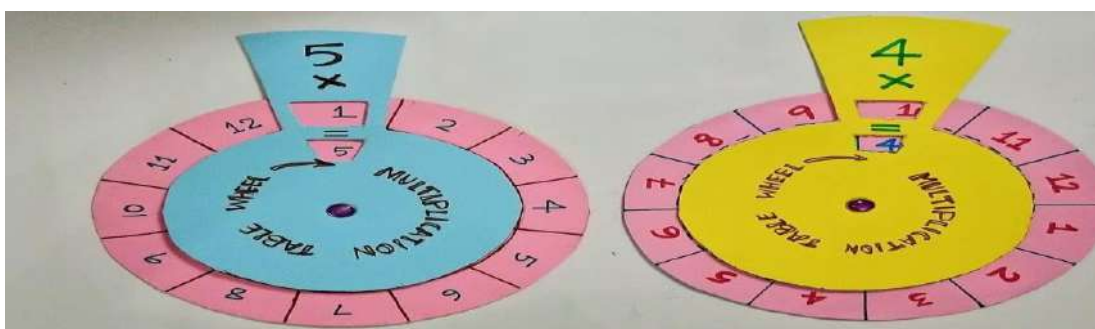
You can choose any 2 tables.

I will send you a video which will help you in making your project.

The video that I will send you is just for an example, you can use different designs and decorate the wheel as you like.

You can use a thin cardboard, coloured chart paper, sketch pens, stickers and pencil colours to make your project creative and attractive.

2. This project carries 10 marks. You can take the help of your parents or an adult to complete your project.





Reference Videos:

1. <https://youtube.com/watch?v=0kMVLEgxPCU&feature=share>  
d
2. <https://youtu.be/PMH0Ve4r30c?si=xH-cCJH44R0JBNQT>



# METHODIST HIGH SCHOOL, KANPUR

PROJECT WORK 2024-2025

EVS

CLASS : II - A, B, C, D, E

## HOLIDAY HOMEWORK:

1. Our Food
2. Our Body

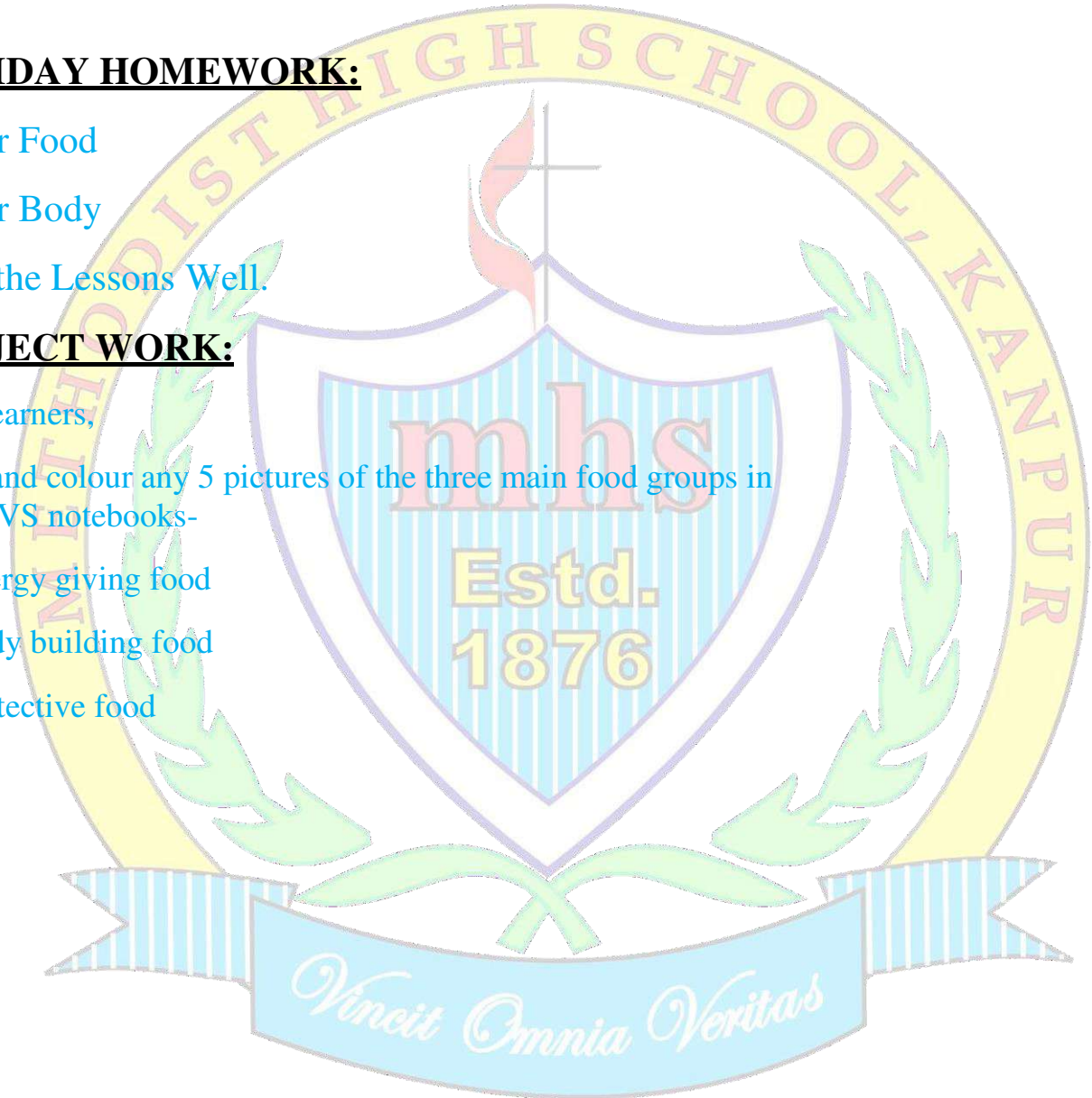
Read the Lessons Well.

## PROJECT WORK:

Dear learners,

Draw and colour any 5 pictures of the three main food groups in your EVS notebooks-

1. Energy giving food
2. Body building food
3. Protective food



# METHODIST HIGH SCHOOL, KANPUR

## PROJECT WORK 2024-2025

### COMPUTER

#### CLASS : II - A, B, C, D, E

#### HOLIDAY HOMEWORK:

1. Read Lesson 1 "Computer - An Electronic Device" and Lesson - 2 " Uses of Computer "
2. learn The uses of a computer in different areas.
3. Step by step (Cursive writing)- Do one page writing daily.
4. Learn all the work done in your books and notebooks.

#### PROJECT WORK:

Draw INPUT -----> PROCESS -----> OUTPUT

(IPO) cycle of a machine and paste two pictures each of input and output devices and a picture of Central Processing Unit (CPU).

Instructions -

1. Draw and Paste on a chart paper.
2. Do neat work.
3. Project work will be collected in July on the day school reopens.

